

TIM Responder Struck-By Fatalities

SURVIVAL ALERT UPDATE

- **46** fatalities have occurred since Jan 1, 2021.

20 - Law Enforcement Officers

7 – Fire Rescue/EMS Personnel

16 - Towing & Recovery Personnel

1 - Mobile Mechanics

2 - DOT/SSP

0 – DPW

➤ **Injuries could be 100 times greater!**

➤ **Responder Vehicle Strikes!**



Call to Action! Consider Web-Based Training Options:

- https://www.nhi.fhwa.dot.gov/course-search?course_no=133126A
- <https://learning.respondersafety.com/Clusters/National-TIM-Training-Certificate.aspx>
- [Struck-By Line of Duty Death-www.respondersafety.com/FatalityReports](http://www.respondersafety.com/FatalityReports)

National TIM Responder Training Program Implementation Progress

- As of September 13, 2021



Train-the-Trainer Sessions

- 498 sessions with 13,210 participants
- 23% of participants have provided training



In-Person Responder Training

- 18,508 sessions with 422,907 participants



Web-Based Training (WBT)

- 112,605 Total | 74,264 NHI | 10,416 Other
- 27,925 ERSI Responder Safety Learning Network

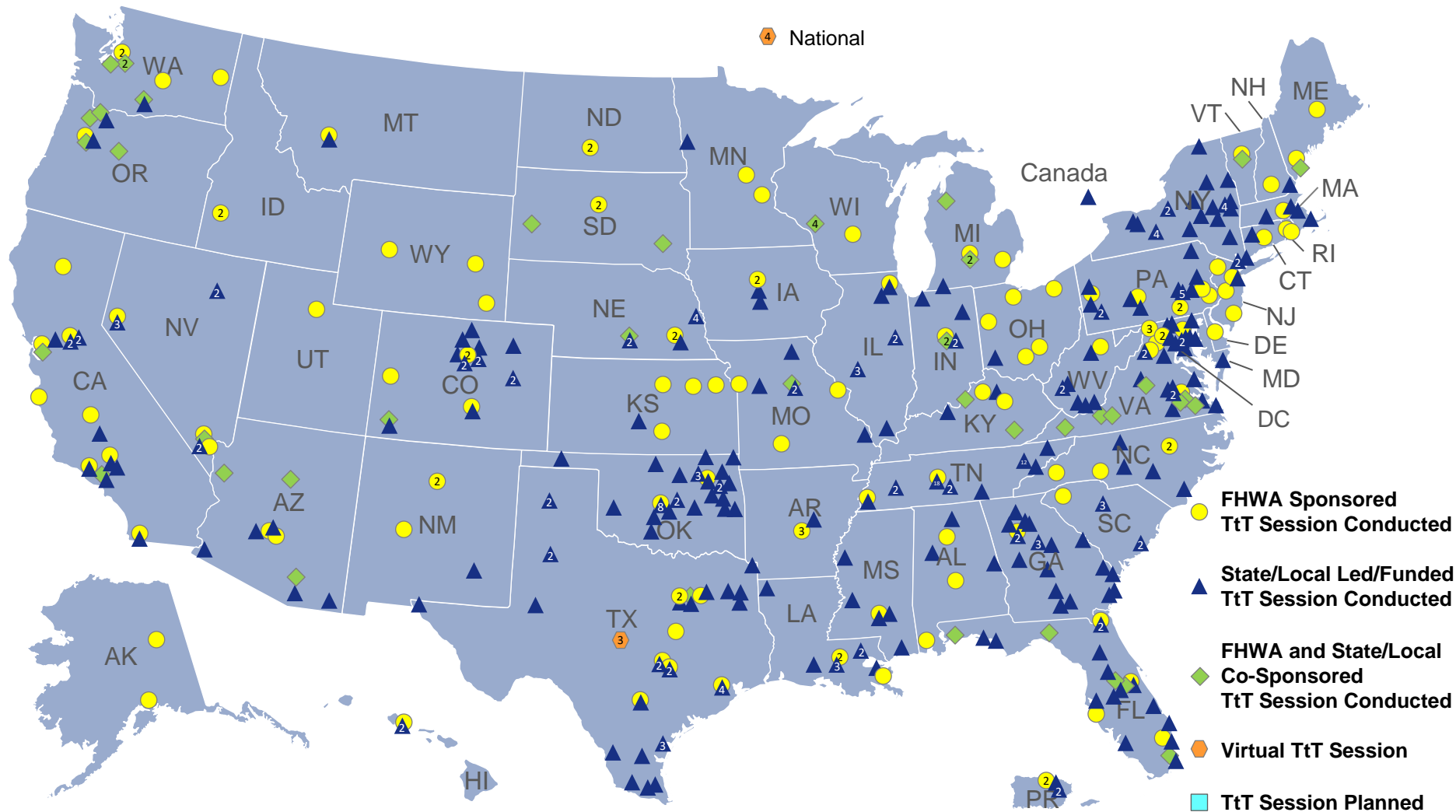


Total Trained: 548,722

TIM Training Program Implementation Progress

Train-the-Trainer (TtT) Sessions

- As of September 13, 2021

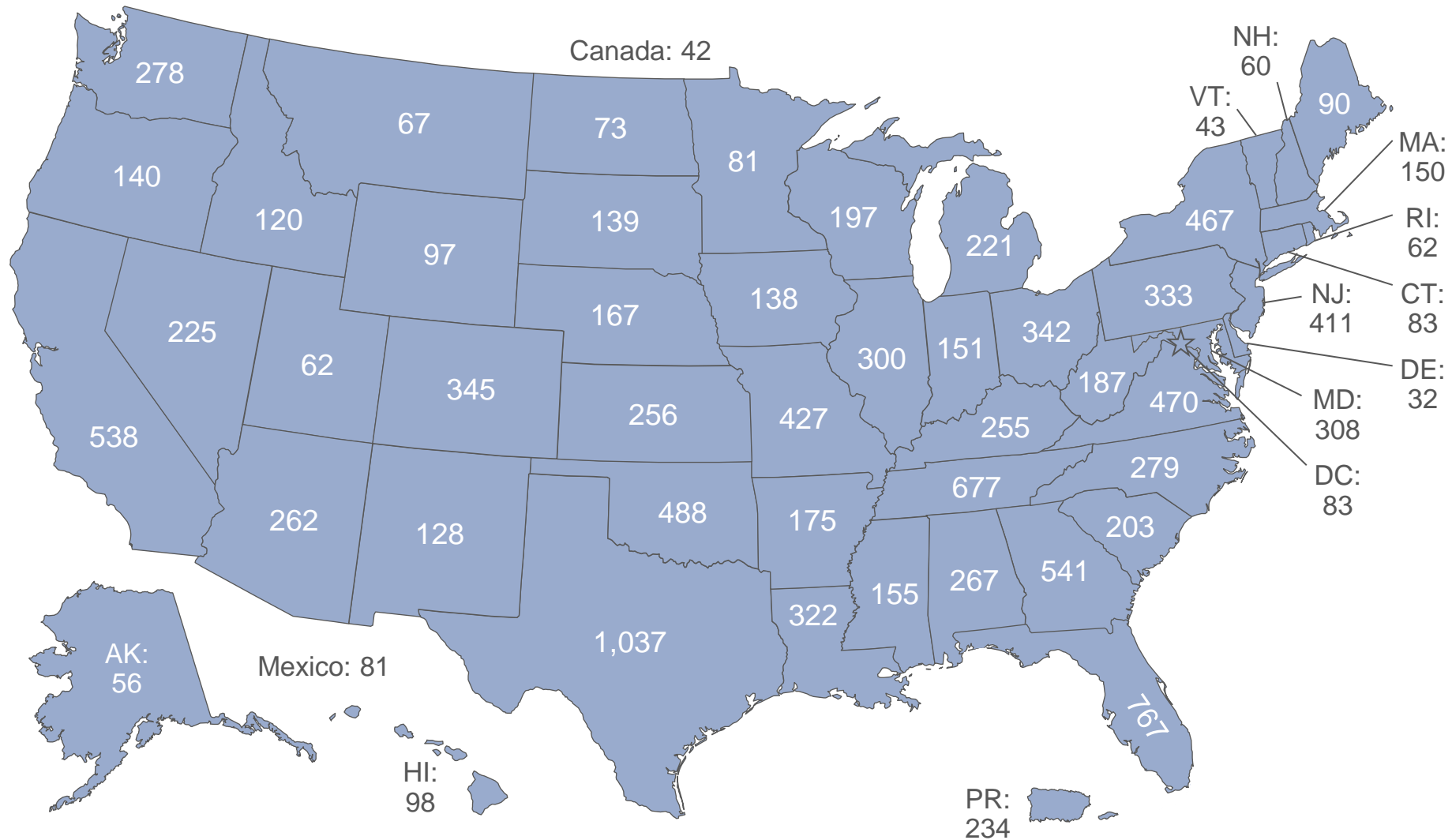


498 Number of TtT Sessions Conducted

TIM Training Program Implementation Progress

TtT Session Participants

- As of September 13, 2021

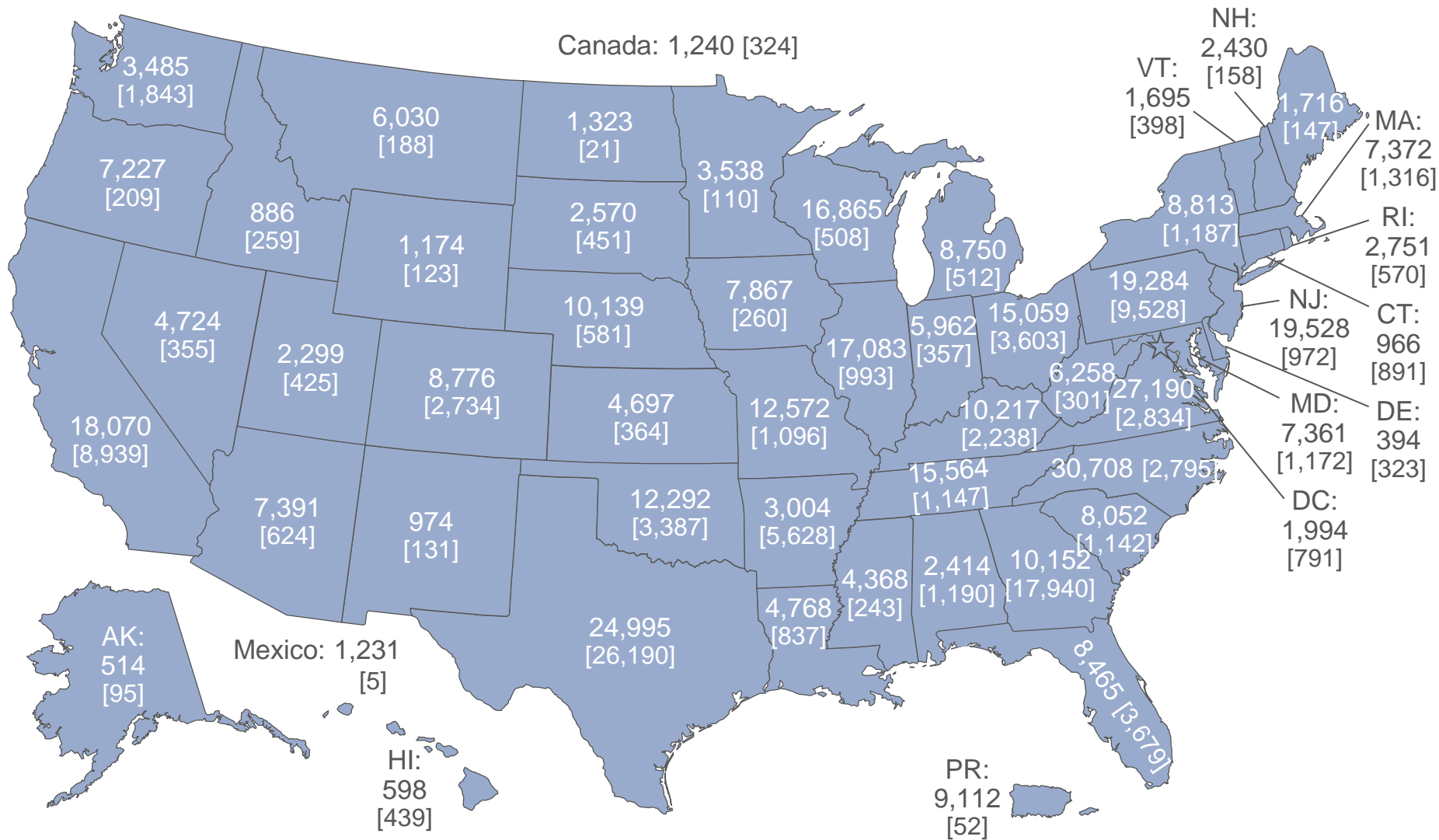


13,210 Number of Trainers Trained

TIM Training Program Implementation Progress

Responder Training: In-Person & WBT

- As of September 13, 2021

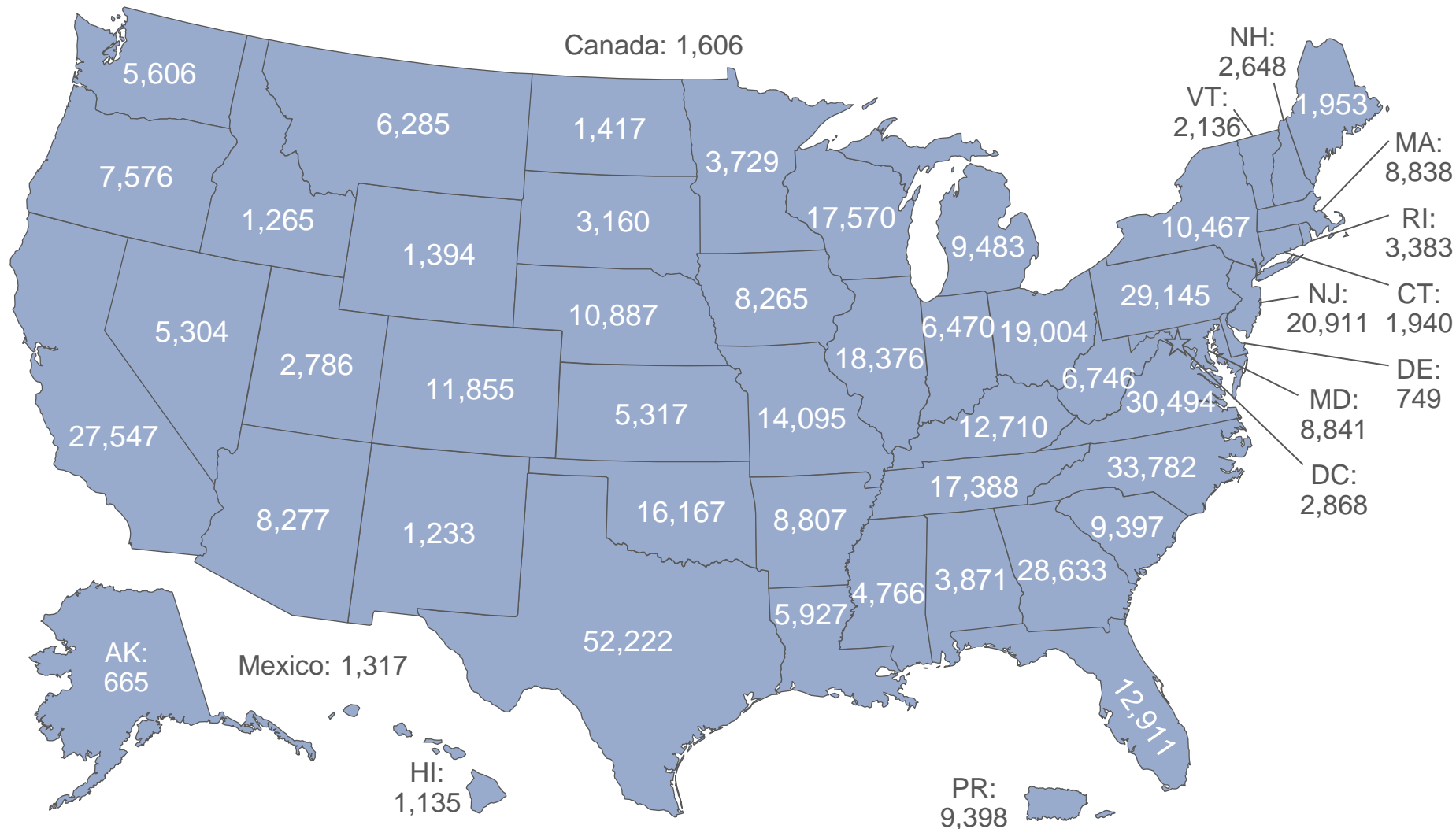


Number of Responders Trained: In-Person - **422,907** Web-Based Training (WBT) - **[112,605]**

TIM Training Program Implementation Progress

Total Trained

- As of September 13, 2021



548,722 Total Trained

TIM Training Program Implementation Progress

State Progress Since Last Report

- Between 08/30/21 and 09/13/21

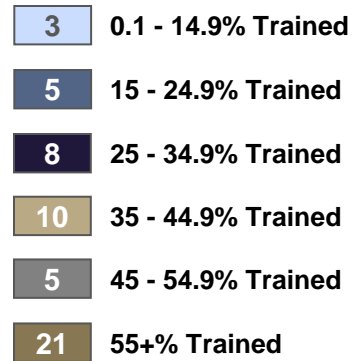
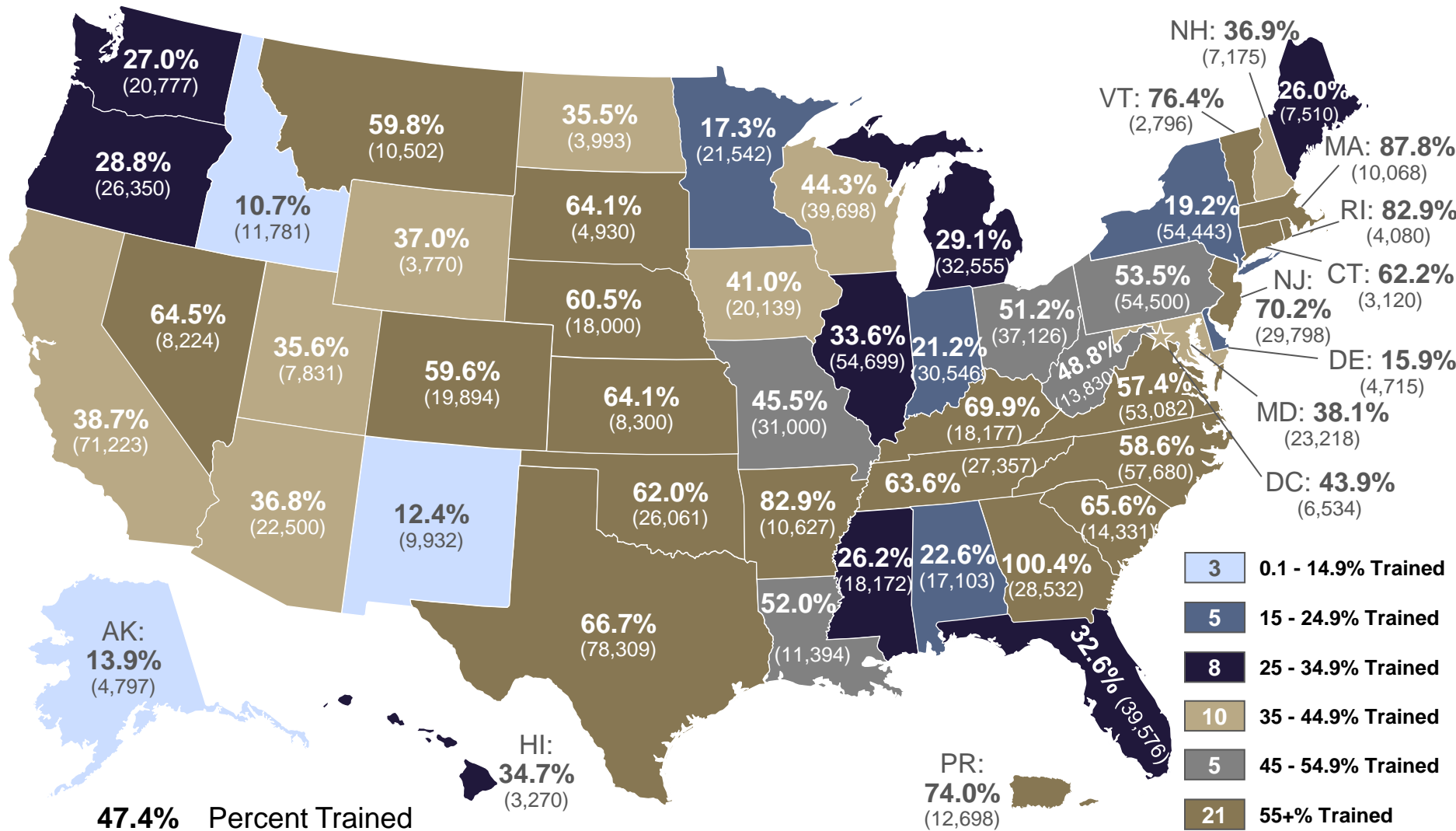
State	Total Trained as of:		Progress Since Last Report
	09/13/21	08/30/21	
Wisconsin	17,570	17,324	246
Texas	52,222	52,051	171
Illinois	18,376	18,220	156
Alabama	3,871	3,723	148
Georgia	28,633	28,493	140
Virginia	30,494	30,381	113
Arizona	8,277	8,169	108
Arkansas	8,807	8,715	92
New Jersey	20,911	20,821	90
Iowa	8,265	8,183	82
Utah	2,786	2,705	81
North Carolina	33,782	33,705	77
Pennsylvania	29,145	29,086	59
Florida	12,911	12,855	56
California	27,547	27,504	43
Oregon	7,576	7,536	40
Colorado	11,855	11,821	34
Tennessee	17,388	17,357	31
Rhode Island	3,383	3,353	30
Louisiana	5,927	5,903	24
Maryland	8,841	8,820	21
Nebraska	10,887	10,866	21
Missouri	14,095	14,075	20
Kentucky	12,710	12,694	16
Oklahoma	16,167	16,151	16
Massachusetts	8,838	8,824	14

State	Total Trained as of:		Progress Since Last Report
	09/13/21	08/30/21	
District of Columbia	2,868	2,861	7
Michigan	9,483	9,476	7
New York	10,467	10,461	6
Vermont	2,136	2,130	6
Indiana	6,470	6,466	4
South Carolina	9,397	9,393	4
West Virginia	6,746	6,742	4
Maine	1,953	1,950	3
New Hampshire	2,648	2,645	3
Ohio	19,004	19,001	3
Washington	5,606	5,603	3
Connecticut	1,940	1,938	2
Mississippi	4,766	4,764	2
Nevada	5,304	5,302	2
Delaware	749	748	1
Hawaii	1,135	1,134	1
Montana	6,285	6,284	1
South Dakota	3,160	3,159	1
Alaska	665	665	0
Idaho	1,265	1,265	0
Kansas	5,317	5,317	0
Minnesota	3,729	3,729	0
New Mexico	1,233	1,233	0
North Dakota	1,417	1,417	0
Puerto Rico	9,398	9,398	0
Wyoming	1,394	1,394	0

TIM Training Program Implementation Progress

Percent Trained – Goal of 45%

- As of September 13, 2021



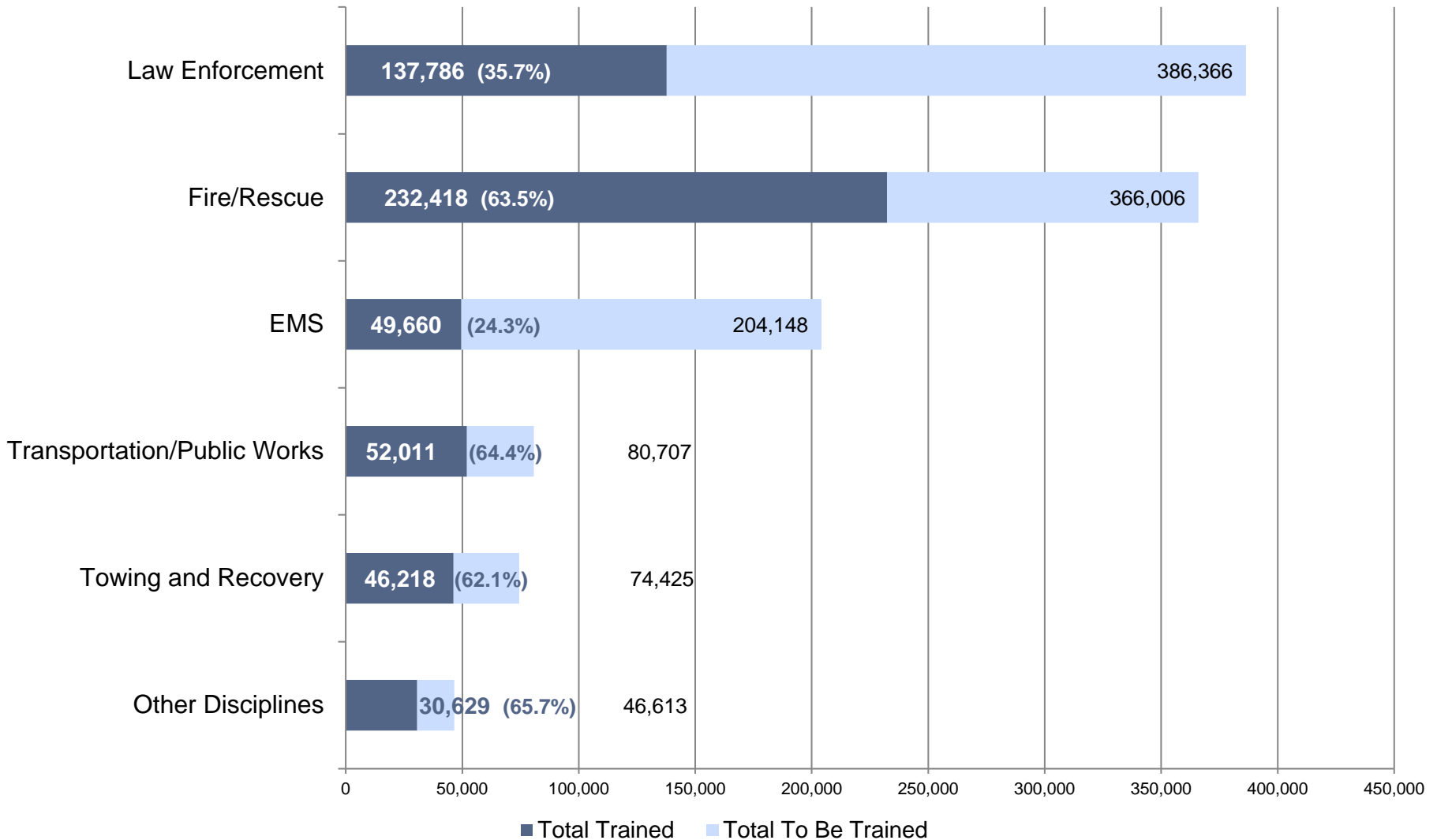
47.4% Percent Trained

(1,158,265) Total Responders To Be Trained

TIM Training Program Implementation Progress

Total Trained By Discipline

- As of September 13, 2021



* The NHI WBT total for the time period between 10/01/14 and 09/30/16 is reported as "Other Disciplines"

FHWA TIM Program Staff

Paul Jodoin

Paul.Jodoin@dot.gov

Jim Austrich

James.Austrich@dot.gov

Joe Tebo

Joseph.tebo@dot.gov



U.S. Department of Transportation
Federal Highway Administration