

# National TIM Responder Training Program Implementation Progress

- As of June 16, 2020



## Train-the-Trainer Sessions

- 465 sessions with 12,742 participants
- 23% of participants have provided training



## In-Person Responder Training

- 17,029 sessions with 388,987 participants



## Web-Based Training (WBT)

- 77,453 total | 52,152 NHI | 7,787 Other
- 17,514 ERSI Responder Safety Learning Network



**Total Trained: 479,182**

# TIM Responder Struck-By Fatalities

## SURVIVAL ALERT UPDATE

- 22 fatalities have occurred since Jan 1, 2020.

3 - Firefighters/EMS Personnel

10 - Law Enforcement Officers

8 - Towing & Recovery Personnel

0 - Mobile Mechanics

1 - DOT/SSP

0 – DPW

➤ **Injuries could be 100 times greater!**

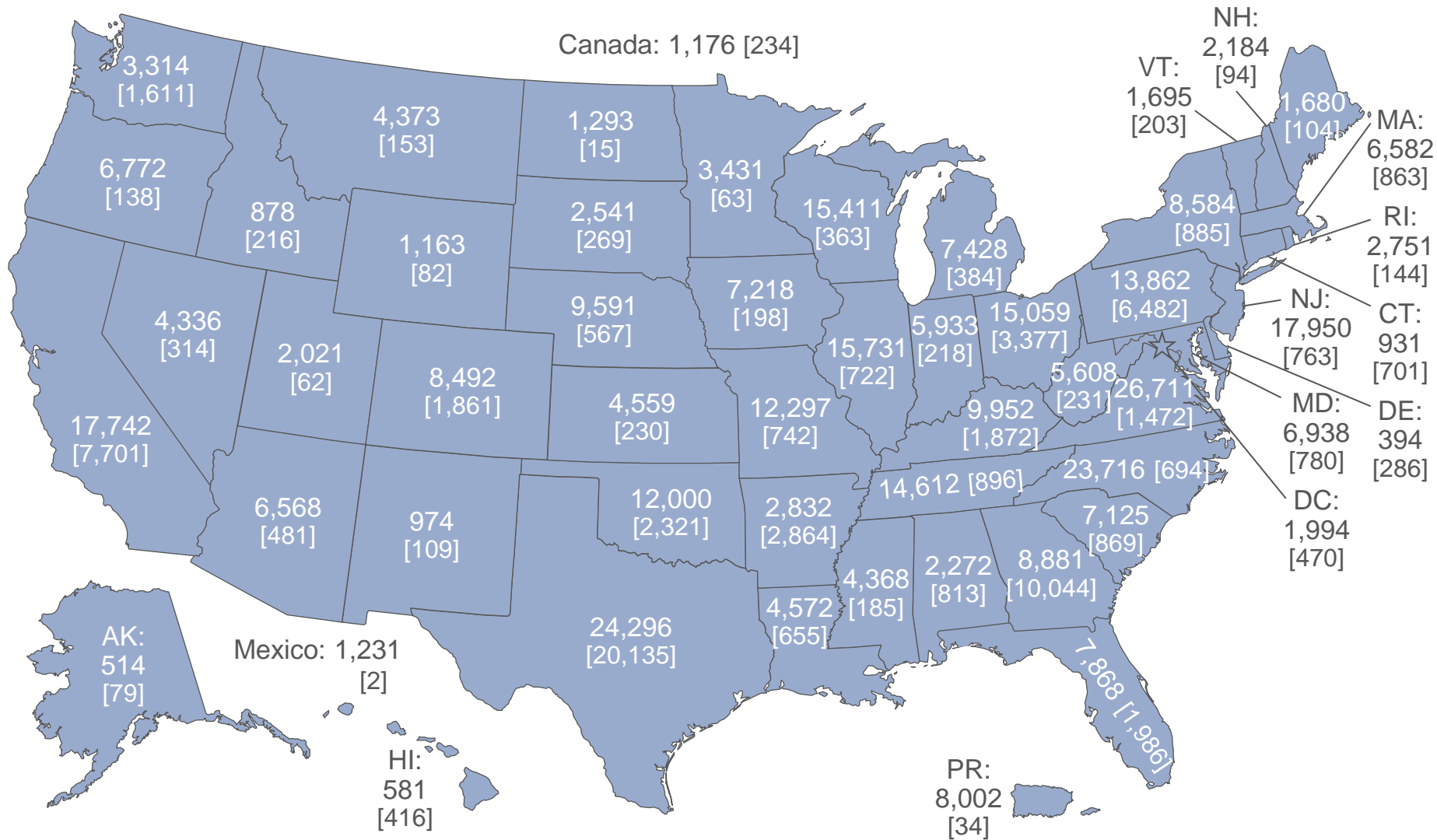
Call to Action! Consider Web-Based Training Options:

- [https://www.nhi.fhwa.dot.gov/course-search?course\\_no=133126A](https://www.nhi.fhwa.dot.gov/course-search?course_no=133126A)
- <https://learning.respondersafety.com/Clusters/National-TIM-Training-Certificate.aspx>
- [Struck-By Line of Duty Death-www.respondersafety.com/FatalityReports](http://www.respondersafety.com/FatalityReports)

# TIM Training Program Implementation Progress

## Responder Training: In-Person & WBT

- As of June 16, 2020

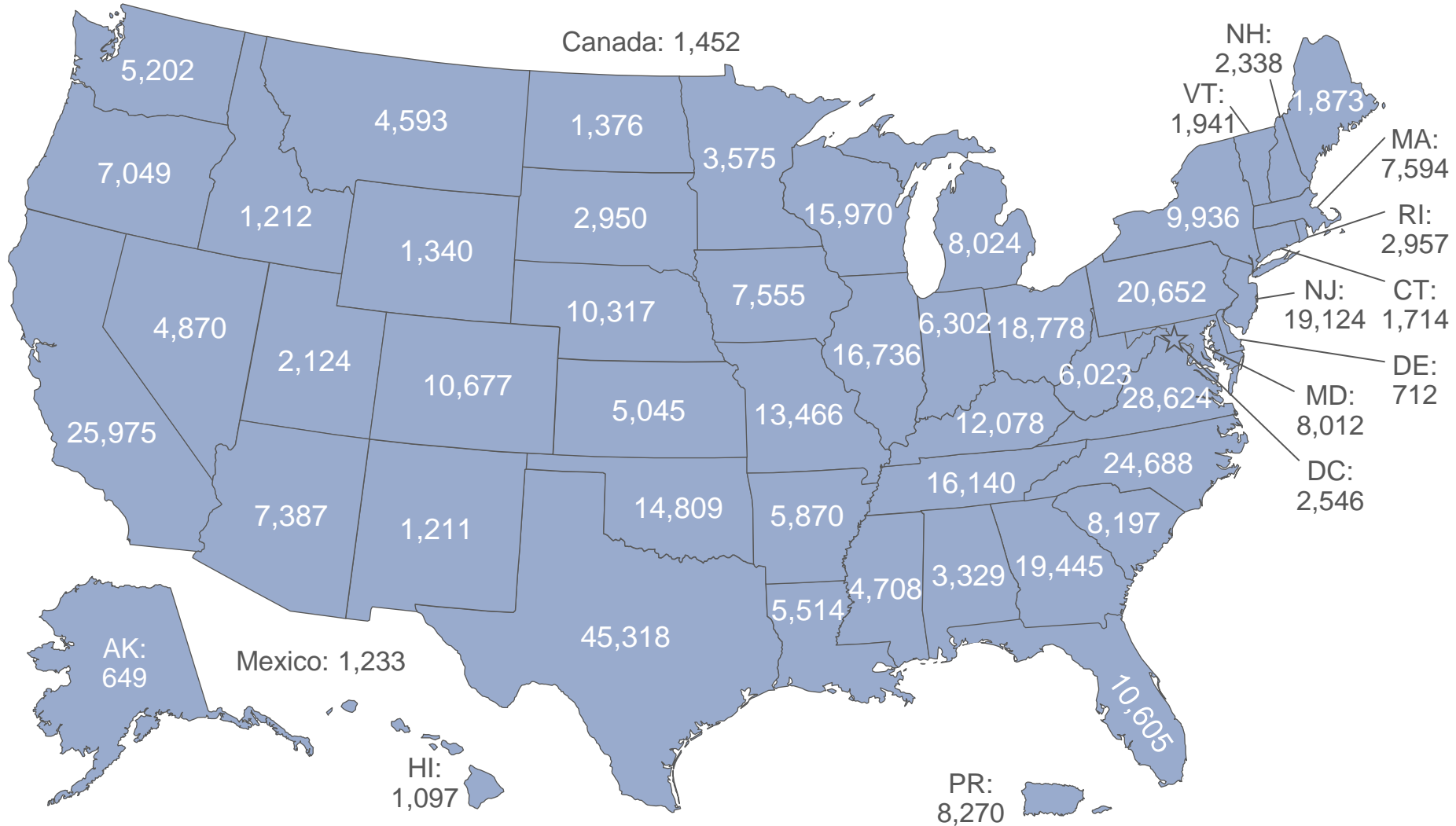


Number of Responders Trained: In-Person - **388,987** Web-Based Training (WBT) - **[77,453]**

# TIM Training Program Implementation Progress

## Total Trained

- As of June 16, 2020



**479,182 Total Trained**

# Training Totals

## Training Totals

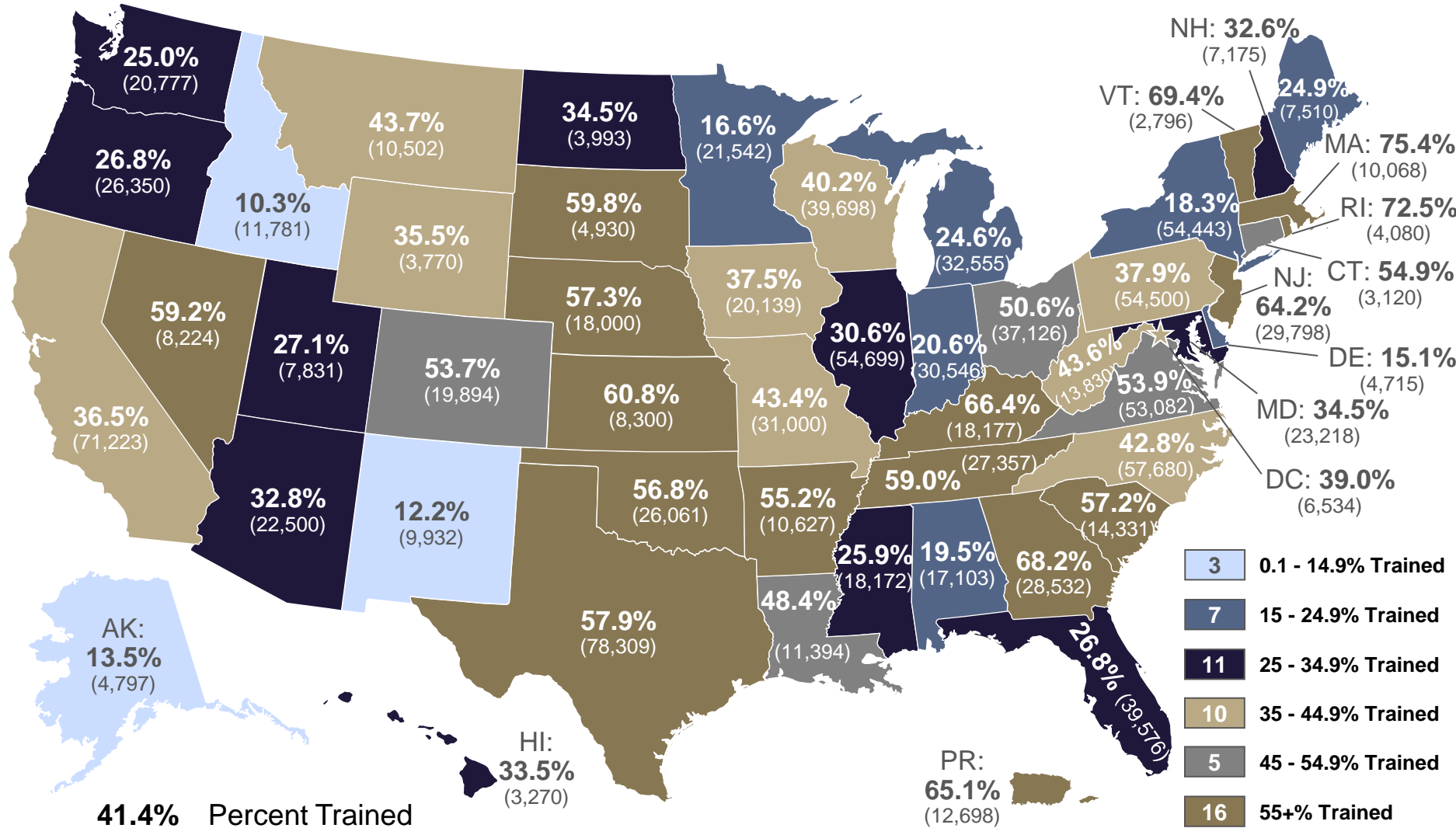
Discipline	Train-the-Trainer	Responder Training	Web-Based Training*	Total	Percent
Law Enforcement	4,028	114,610	7,459	126,097	26.3%
Fire/Rescue	4,229	157,731	35,632	197,592	41.2%
Towing and Recovery	725	33,694	7,228	41,647	8.7%
EMS	718	23,366	11,579	35,663	7.4%
Transportation/Public Works	2,162	45,904	1,378	49,444	10.3%
Other Disciplines	880	13,682	14,177	28,739	6.0%
<b>Total Trained</b>	<b>12,742</b>	<b>388,987</b>	<b>77,453</b>	<b>479,182</b>	<b>100.0%</b>
<b>Number of Sessions</b>	<b>465</b>	<b>17,029</b>	<b>--</b>	<b>--</b>	<b>--</b>

\* The National Highway Institute WBT total for the time period between 10/01/14 and 09/30/16 is reported as "Other Disciplines"

# TIM Training Program Implementation Progress

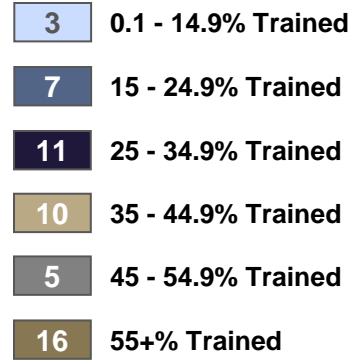
## Percent Trained – Goal of 45%

- As of June 16, 2020



41.4% Percent Trained

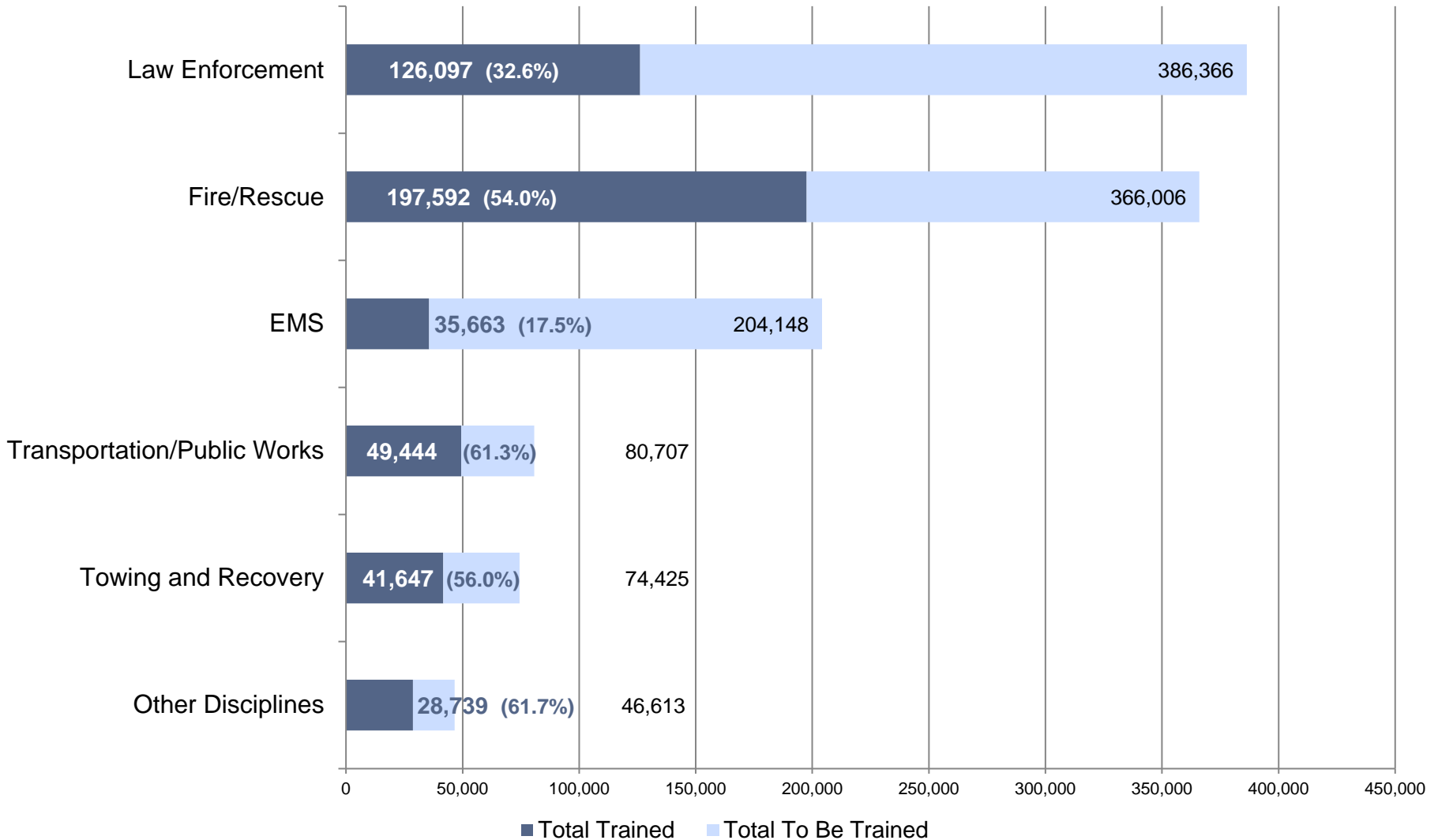
(1,158,265) Total Responders To Be Trained



# TIM Training Program Implementation Progress

## Total Trained By Discipline

- As of June 16, 2020



\* The NHI WBT total for the time period between 10/01/14 and 09/30/16 is reported as "Other Disciplines"

# Thank you, be Safe!

