

Responder Struck-By Fatalities

SURVIVAL ALERT UPDATE



- Total of 44 Responder Struck-By fatalities in 2019.
- Already 7 fatalities have occurred since January 1st:
 - 2 - Firefighters/EMS Personnel
 - 2 - Law Enforcement Officers
 - 3 - Towing & Recovery Personnel
 - 0 – Mobile Mechanics
 - 0 – DOT/SSP
 - 0 – DPW
 - 0 – Other
- Call to Action!
- www.respondersafety.com/FatalityReports

National TIM Responder Training Program Implementation Progress

- As of January 13, 2020



Train-the-Trainer Sessions

- 456 sessions with 12,551 participants
- 23% of participants have provided training



In-Person Responder Training

- 16,509 sessions with 376,591 participants



Web-Based Training (WBT)

- 65,879 total | 45,305 NHI | 6,013 Other
- 14,561 ERSI Responder Safety Learning Network

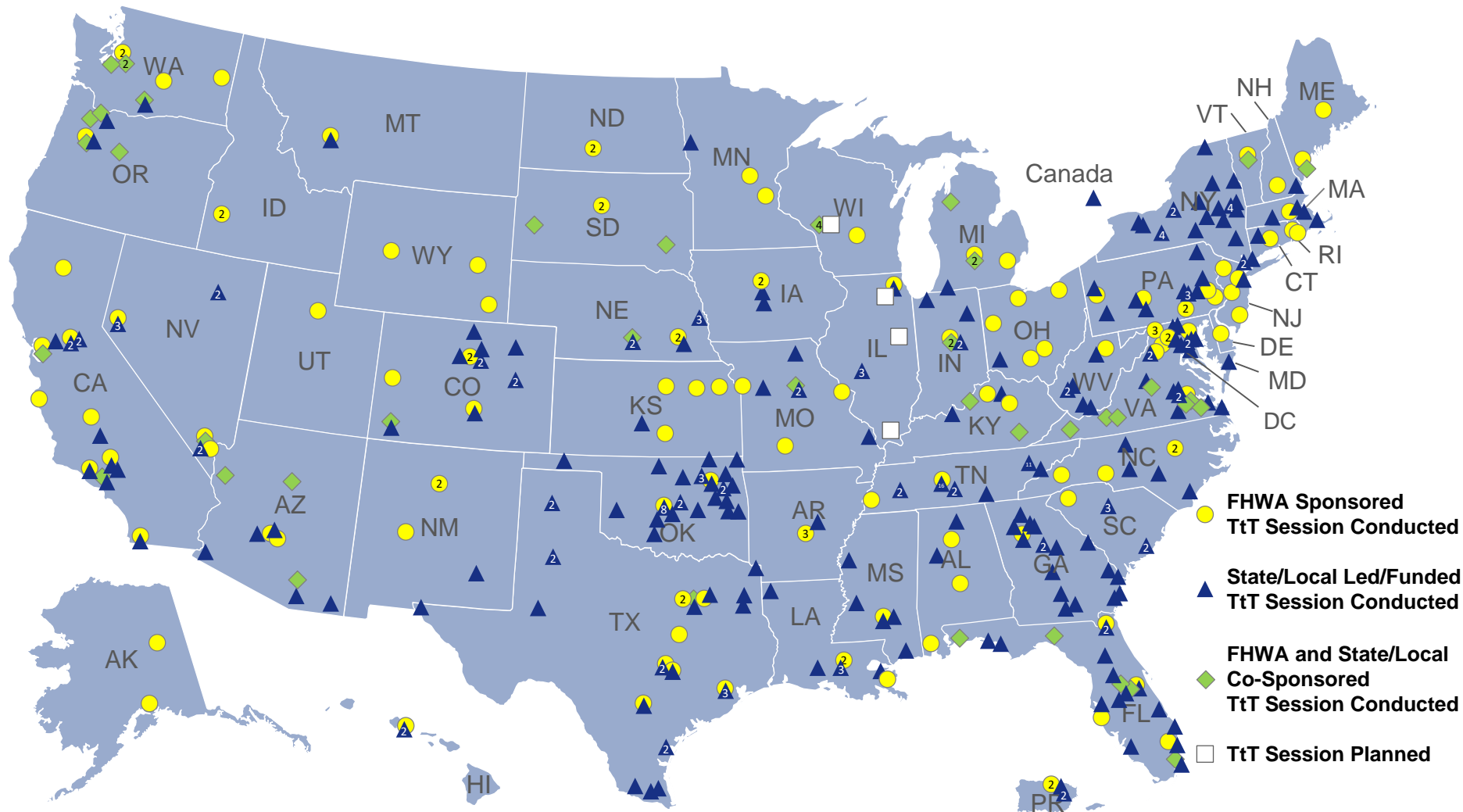


Total Trained: 455,021

TIM Training Program Implementation Progress

Train-the-Trainer (TtT) Sessions

- As of January 13, 2020

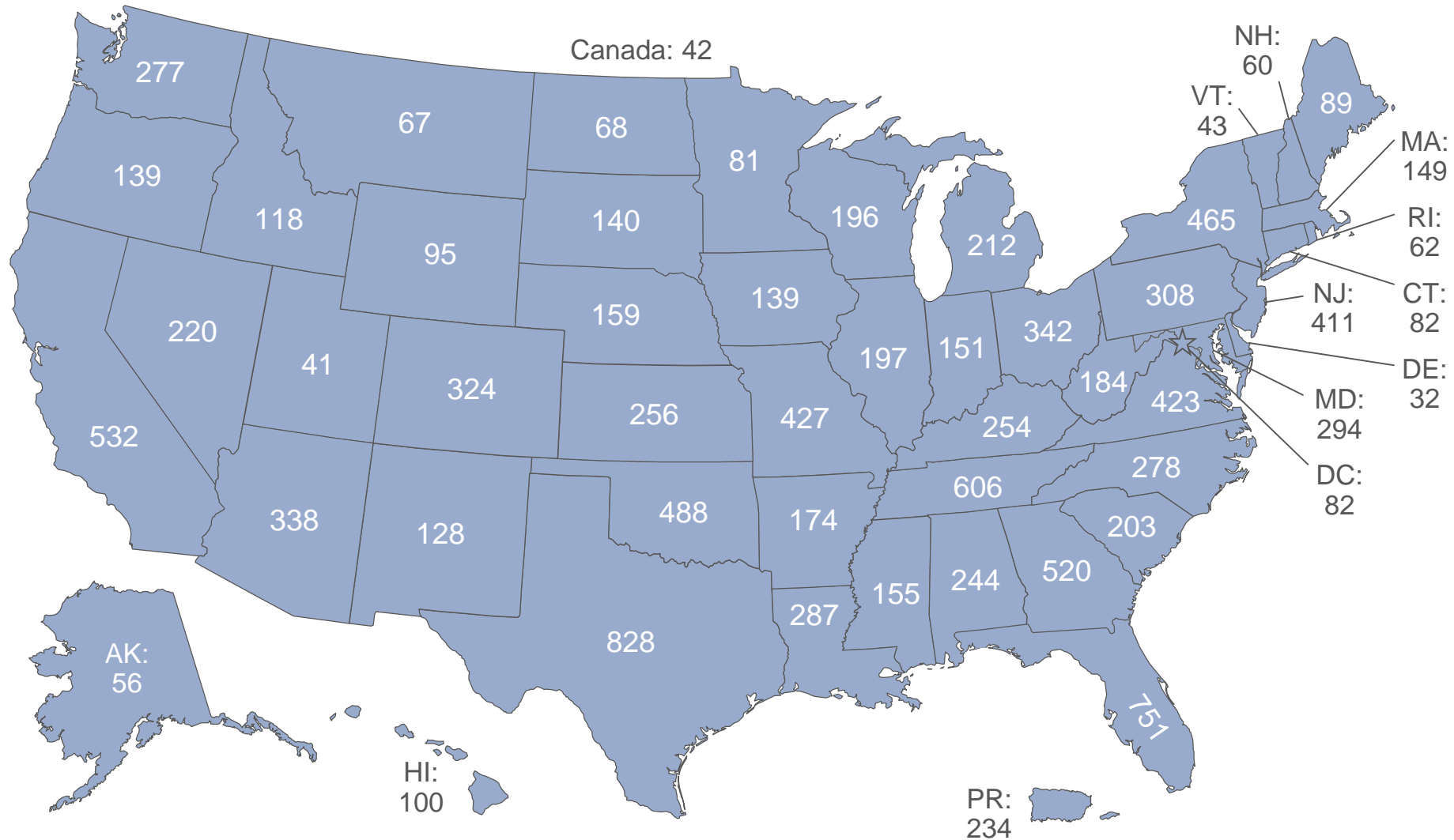


456 Number of TtT Sessions Conducted

TIM Training Program Implementation Progress

TtT Session Participants

- As of January 13, 2020

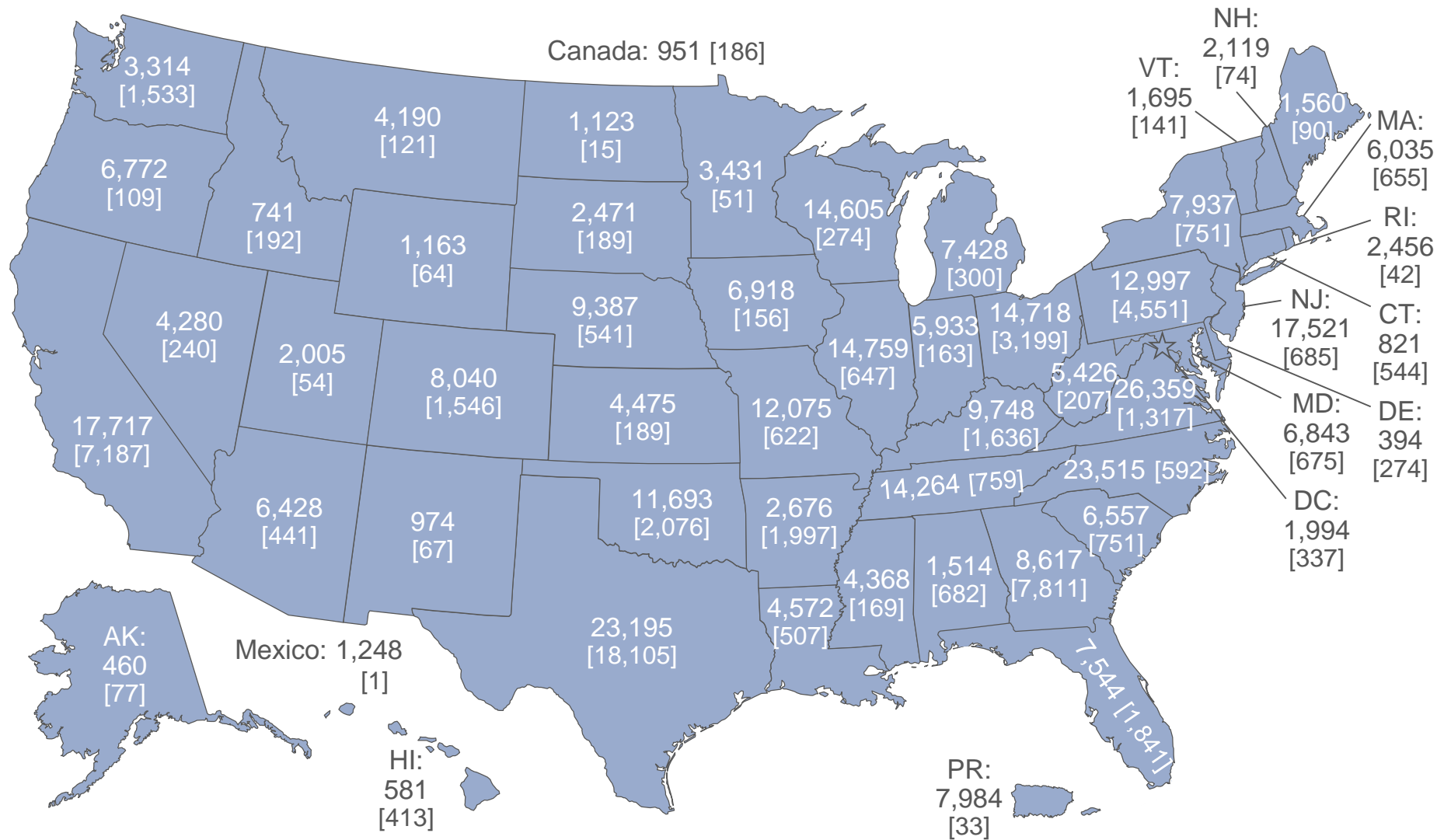


12,551 Number of Trainers Trained

TIM Training Program Implementation Progress

Responder Training: In-Person & WBT

- As of January 13, 2020

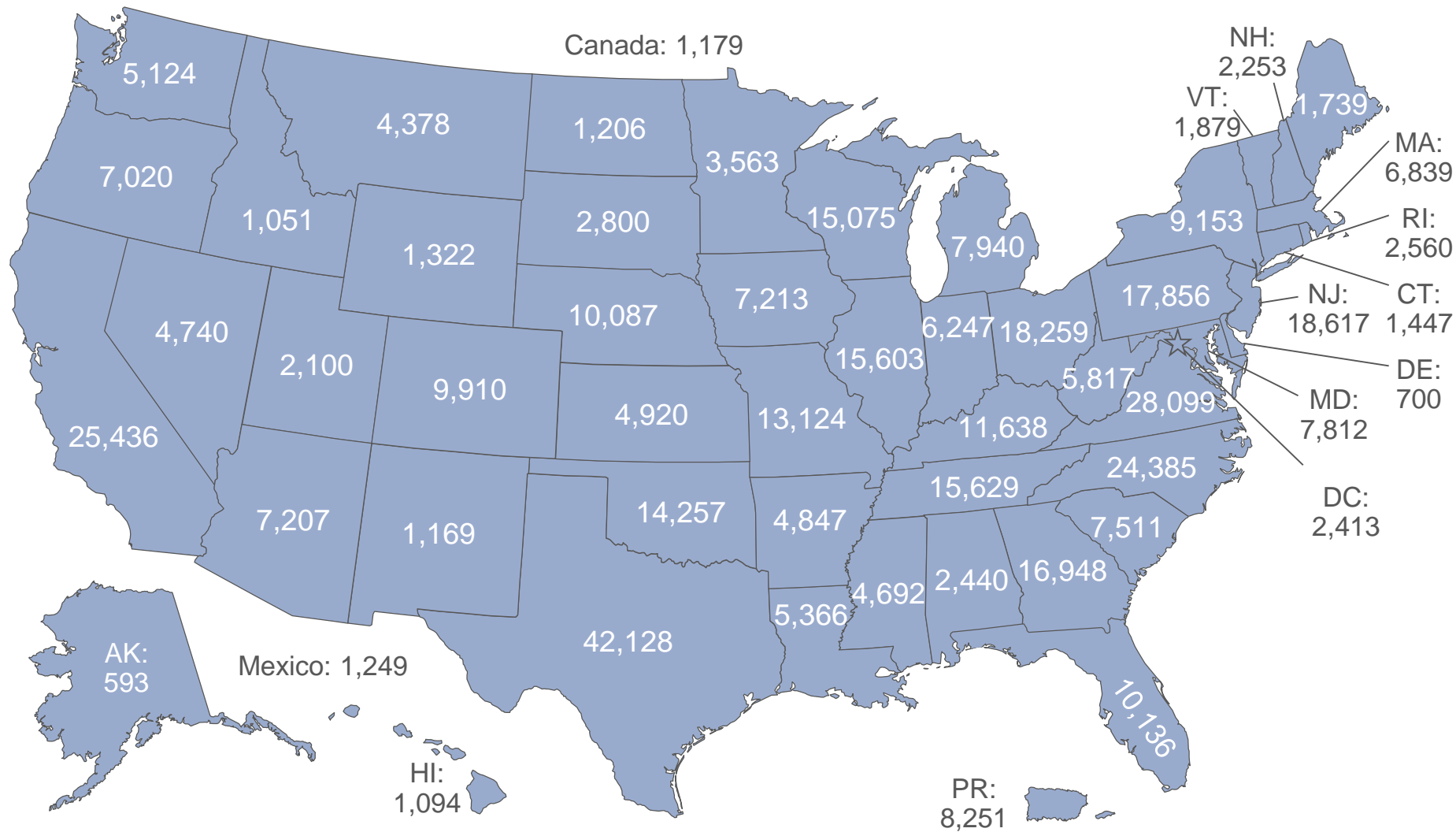


Number of Responders Trained: In-Person - **376,591** Web-Based Training (WBT) - **[65,879]**

TIM Training Program Implementation Progress

Total Trained

- As of January 13, 2020

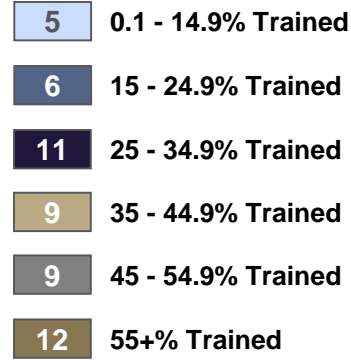
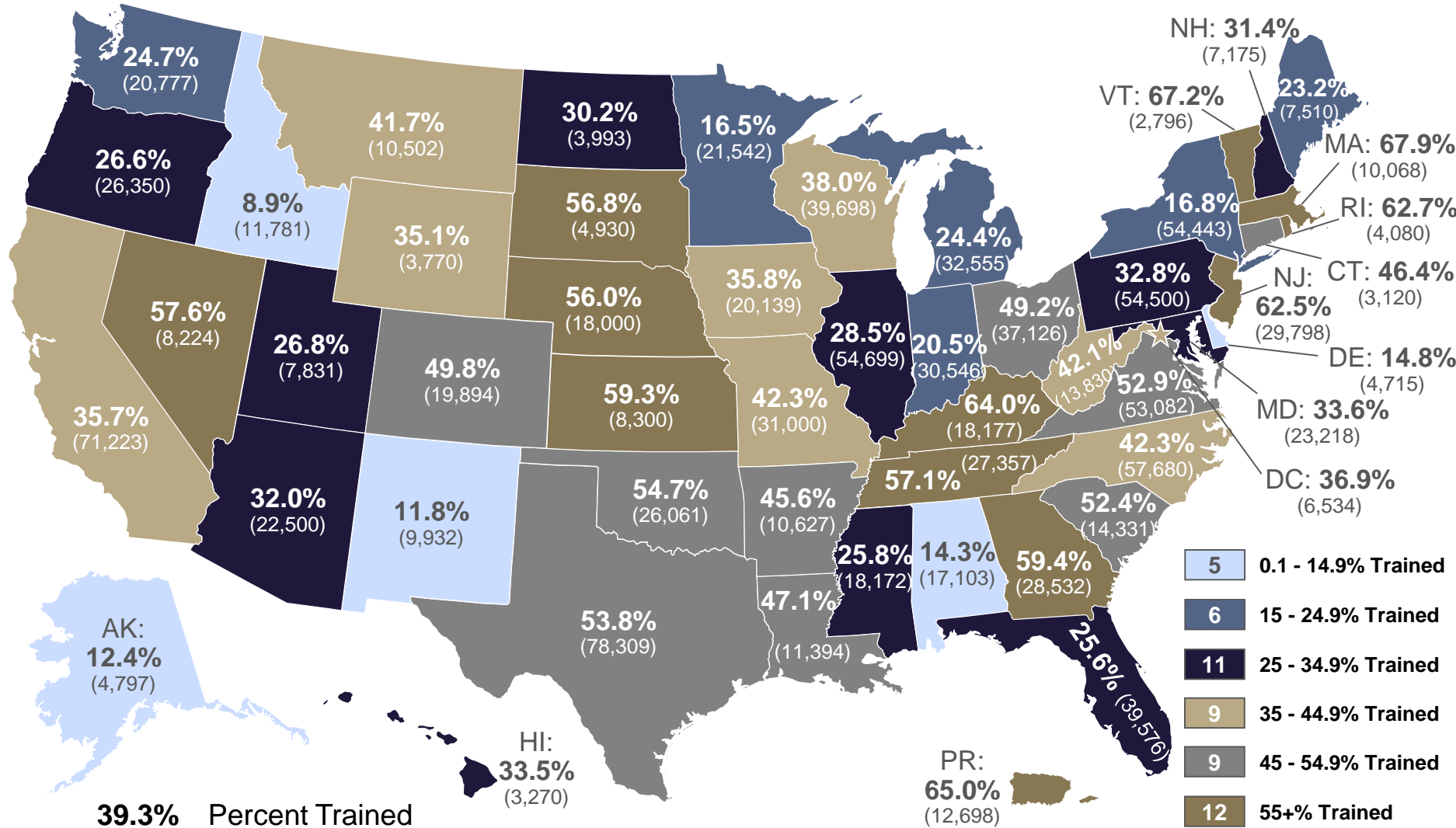


455,021 Total Trained

TIM Training Program Implementation Progress

Percent Trained – Goal of 45%

- As of January 13, 2020



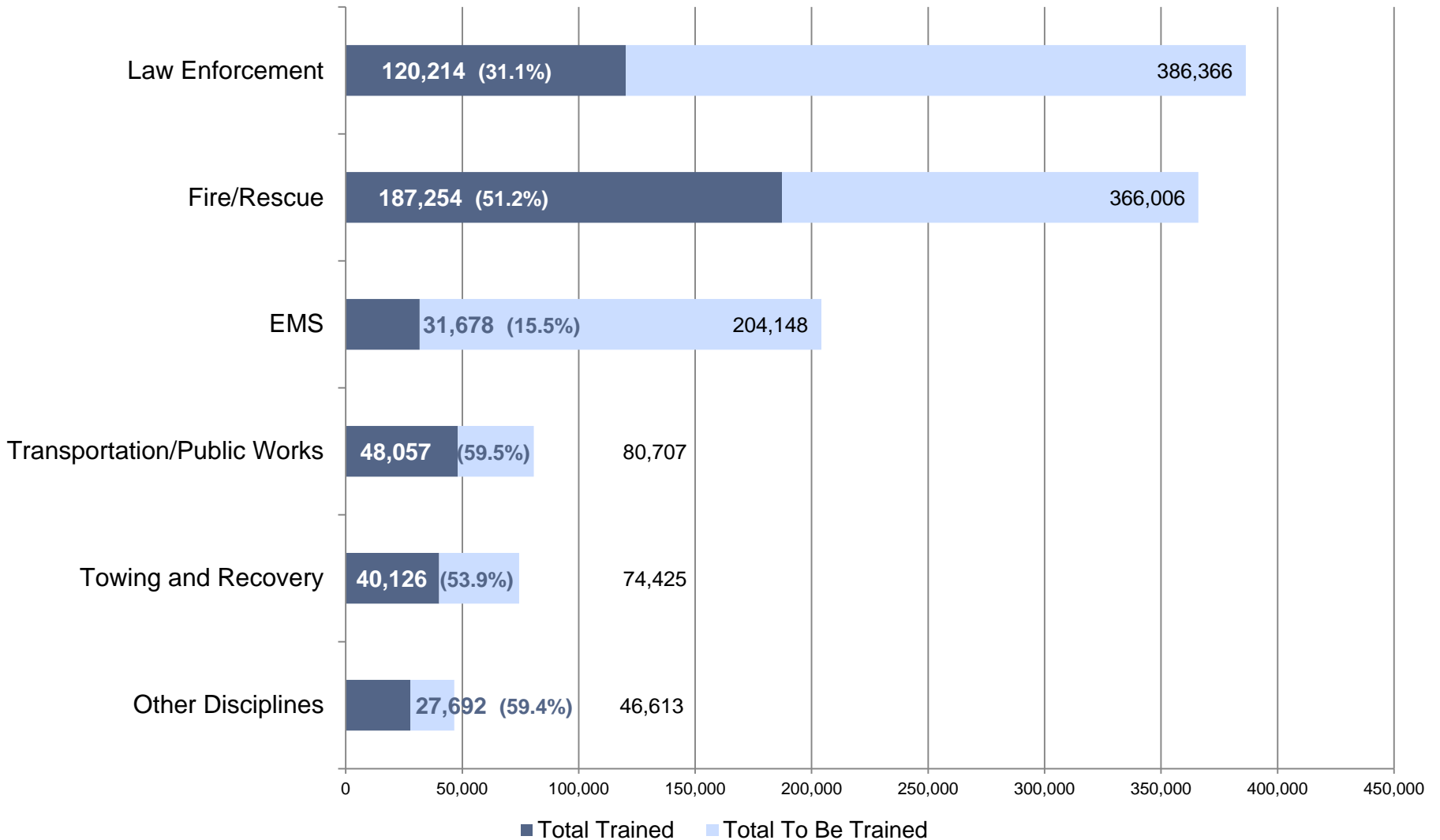
39.3% Percent Trained

(1,158,265) Total Responders To Be Trained

TIM Training Program Implementation Progress

Total Trained By Discipline

- As of January 13, 2020



* The NHI WBT total for the time period between 10/01/14 and 09/30/16 is reported as "Other Disciplines"

National Goal

National TIM Responder Training Goal - 45%

	Date	Responders Trained	
<i>Total Number of Responders to Be Trained</i>		1,158,265	--
Target	12/31/19	521,219	45.0%
Actual	01/13/20	455,021	39.3%
Difference	--	-66,198	-5.7%

Number of States that have trained 45% or more:	21
<i>Number of States that have trained between 0 and 14.9%:</i>	5
<i>Number of States that have trained between 15 and 24.9%:</i>	6
<i>Number of States that have trained between 25 and 34.9%:</i>	11
<i>Number of States that have trained between 35 and 44.9%:</i>	9
<i>Number of States that have trained between 45 and 54.9%:</i>	9
<i>Number of States that have trained between 55 and 100%:</i>	12

2020 TIM Training Plan?

- What is your plan to train the balance of your responders in your state?
- Do you need to refresh your TIM trainers?

When is your next TIM Committee meeting?

- Stakeholders?
- Local Technical Assistance Program (LTAP)?



FHWA Office of Operations

Thank you, be safe!

Jim Austrich

James.Austrich@dot.gov

202-366-0731

Paul Jodoin

Paul.Jodoin@dot.gov

(202) 366-5465