



Florida Department of
TRANSPORTATION



Evaluating Data to Review Open Roads Policy

Shawn Kinney

Traffic Incident Management
Road Ranger Program Manager



Florida Department of
TRANSPORTATION



Background

Open Roads Policy (ORP) Agreement

- Open Roads Policy is an agreement between Florida Highway Patrol (FHP) and FDOT
 - To expedite the removal of vehicles, cargo, and debris from roadways on the State Highway System (SHS) in an URGENT manner
 - To restore the safe and orderly flow of traffic following a motor vehicle crash or other traffic incident



Open Roads Policy Background

- Signed in 2002 between FHP and FDOT
- When the policy was revised in January 2014, the performance statistics were:
 - Number of FY 13/14 ORP Events: 1,863
 - 92.2 % of events cleared in ≤ 90 minutes
 - Average event cleared in 18.8 minutes



States with Open Roads Policy



States	Initial Traffic Control (after notification)	Clearance Time Goals
Florida	30 min (normal working hours), 60 min (after hours and weekends)	90 min
Georgia	30 min (normal working hours), 60 min (after hours and weekends)	90 min
Maryland	No established criteria	90 min
Minnesota	30 min (normal working hours), 60 min (after hours and weekends)(for metro) 60 min (normal working hours), 90 min (after hours and weekends)(for outstate)	90 min
New Hampshire	No established criteria	As soon as possible
Nevada	30 min (normal working hours), 60 min (after hours and weekends)	120 min
Tennessee	30 min (normal working hours), 60 min (after hours and weekends)	90 min
Washington	No established criteria	90 min

Florida TIM Crash Statistics

- In July 2019 alone, FHP investigated 15,120 crashes involving 28,906 vehicles
 - 7,736 of these required towing
- 1,320 crashes occurred on Interstate/Toll roads required vehicles to be towed
 - 76% vehicles towed by FHP rotation wreckers
 - 1 in 10 involved an owner request tow
- 123 hours of cumulative response time to crashes on Interstates/Toll roads due to waiting for a trooper to arrive on scene to request towing





Florida Department of
TRANSPORTATION



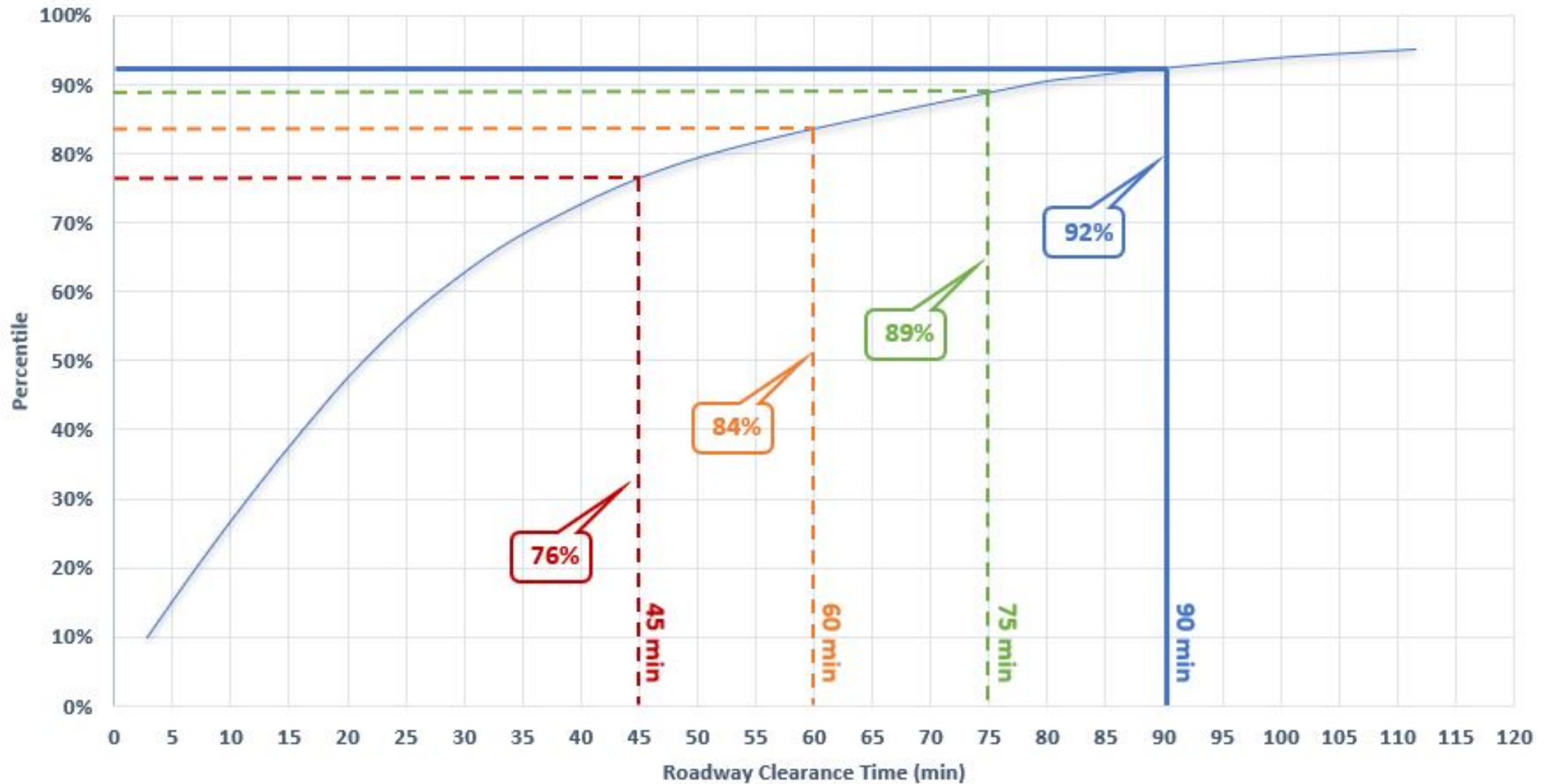
Data Evaluation

Open Roads Policy Compliance Comparison



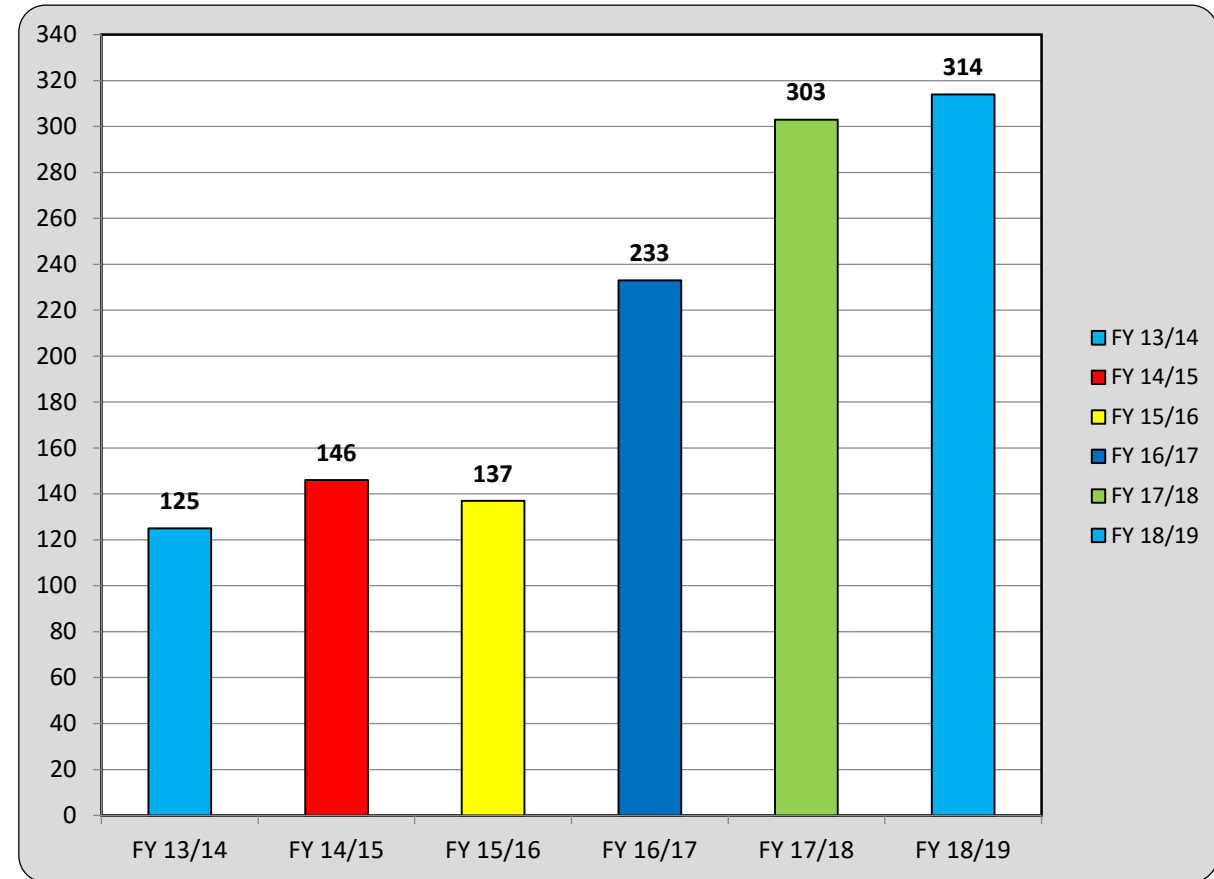
FY	Open Roads Events	Over	% 90 minutes or under	Average Overage (minutes)
10	12,407	1,060	91.5%	20.2
11	17,865	1,442	91.9%	18.0
12	21,689	1,549	92.9%	18.5
13	23,287	1,944	91.7%	18.7
14	23,963	1,863	92.2%	18.8
15	30,058	2,444	91.9%	18.2
16	35,213	3,022	91.4%	18.6
17	37,358	2,968	92.1%	16.5
18	38,679	2,909	92.5%	15.3
19	43,298	3,047	93.0%	15.5

Roadway Clearance Times for FY 2018-19



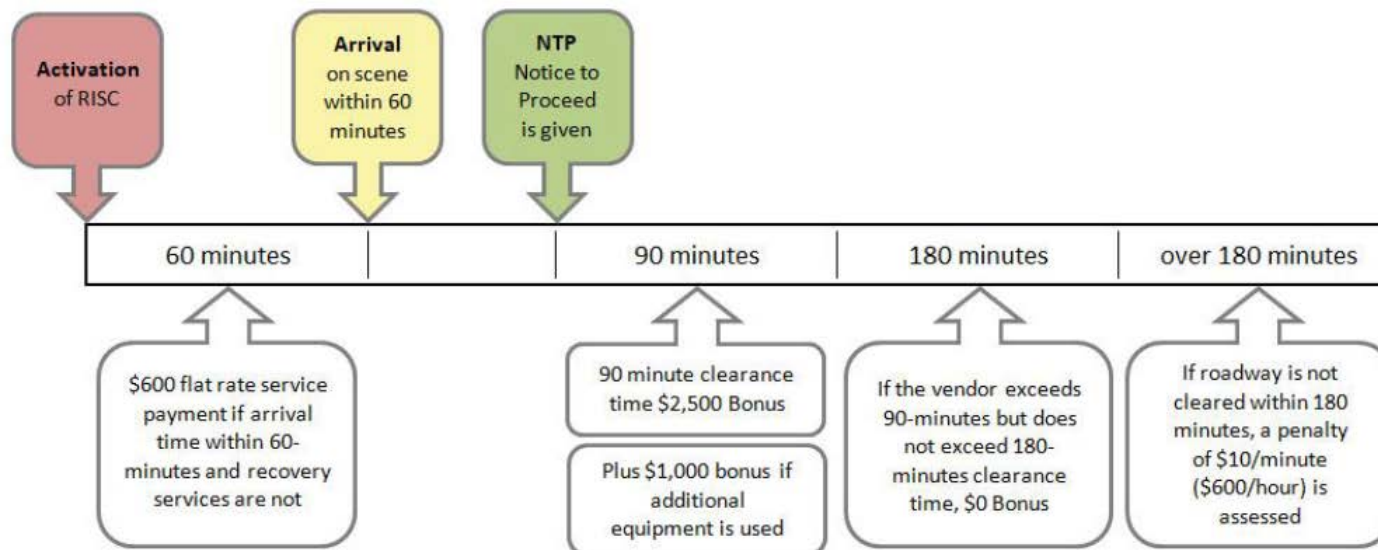
Rapid Incident Scene Clearance (RISC)

- In support of Open Roads Policy, Florida's Turnpike first started RISC in 2004
- An incentive-based program for quick removal of more complex scenarios that would require additional time for complete clearance.
- Commonly used for incidents occurring on limited access highways
- FDOT is seeing an increase in use of RISC contracts among all Districts

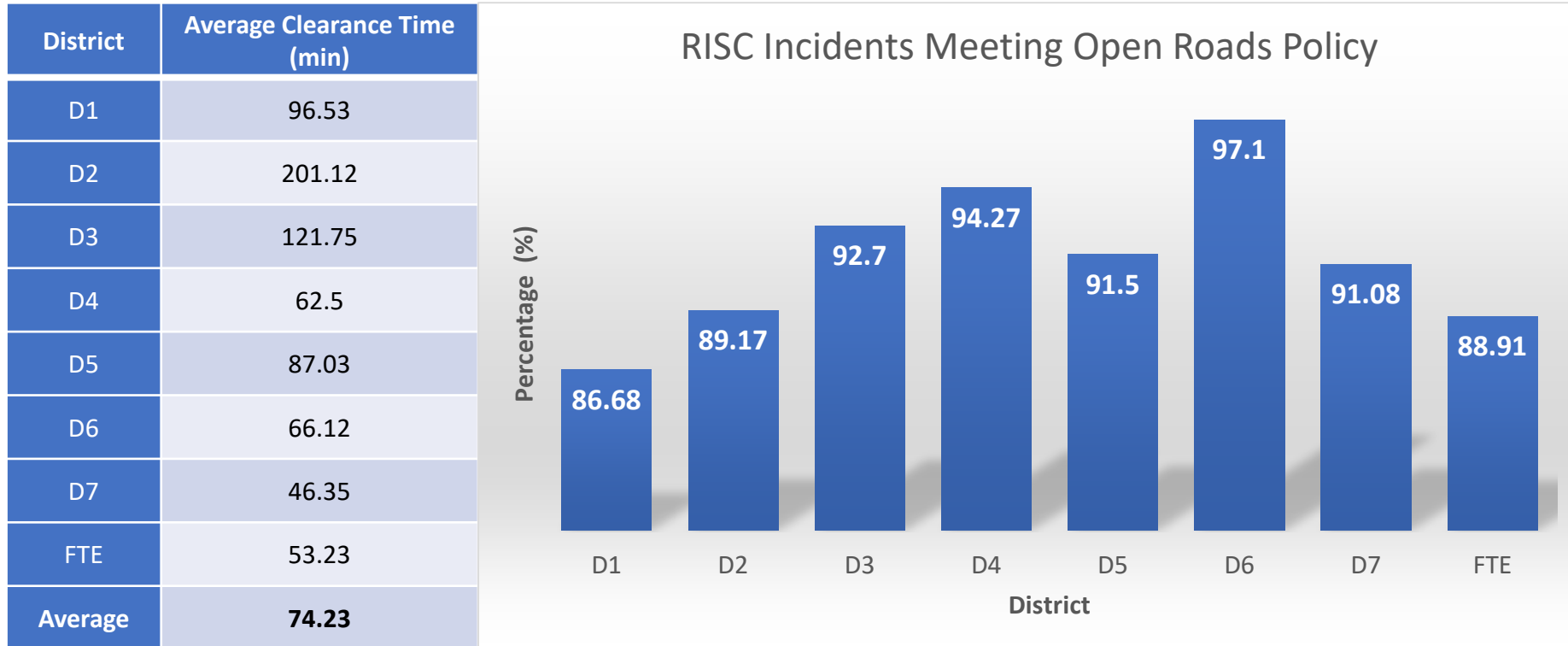


RISC Incidents (FY 2018-19)

- RISC activations = 314
- Average RISC Clearance Time = 74.23 min
- Average Incident Duration = 173.33 min
- Total Incentives Paid = \$630,500.00



RISC Events and Open Roads Policy



Average RISC Activations Percentile Meeting ORP = **93%**

Conclusion

- FDOT Districts and FHP efforts are leading to strong compliance at 92% to open roads policy
- Data evaluation showed 93% RISC events showed compliance with open roads policy
- FDOT evaluating options to leverage data and discover the use of technology to improve the compliance rate

Questions?